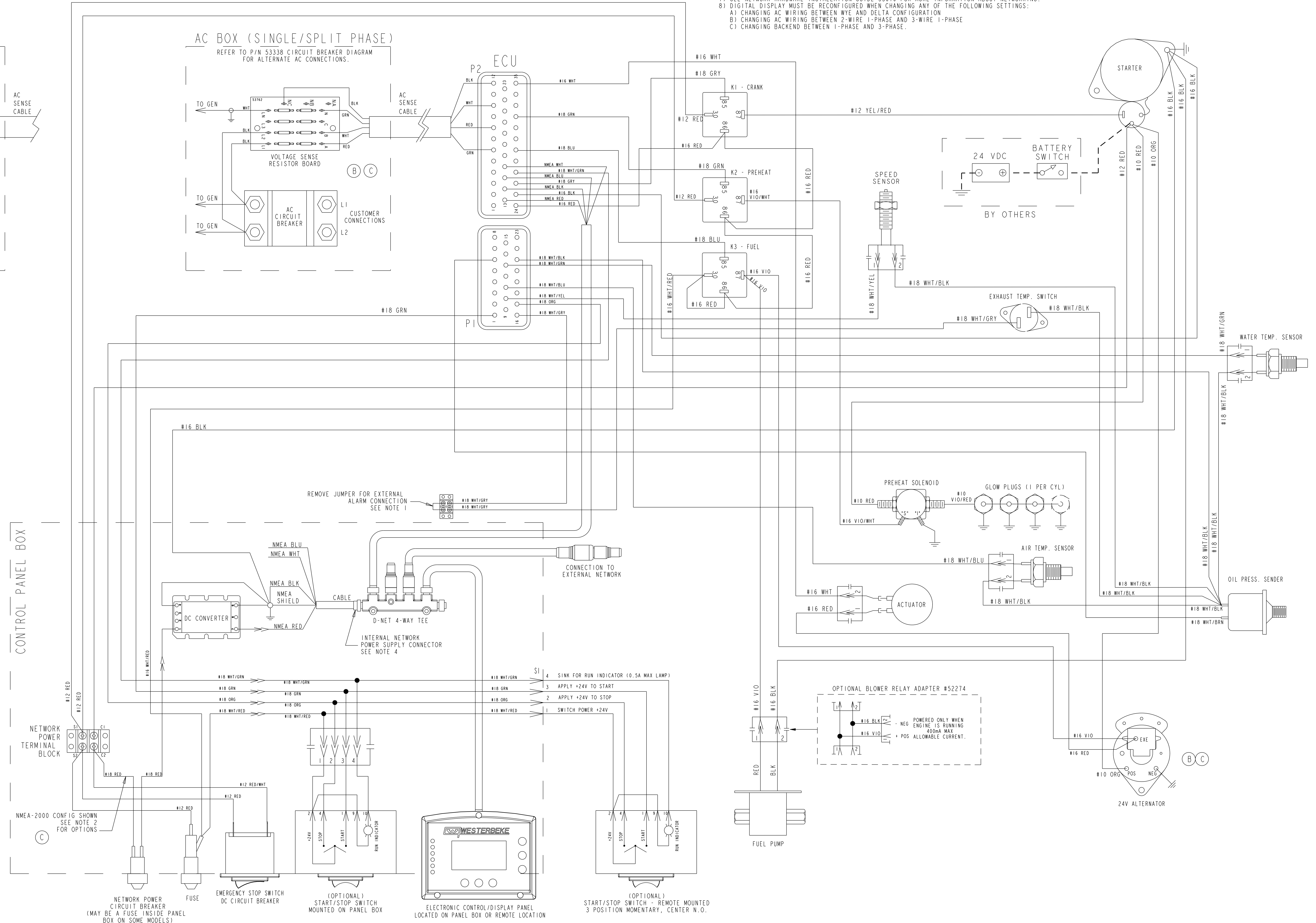
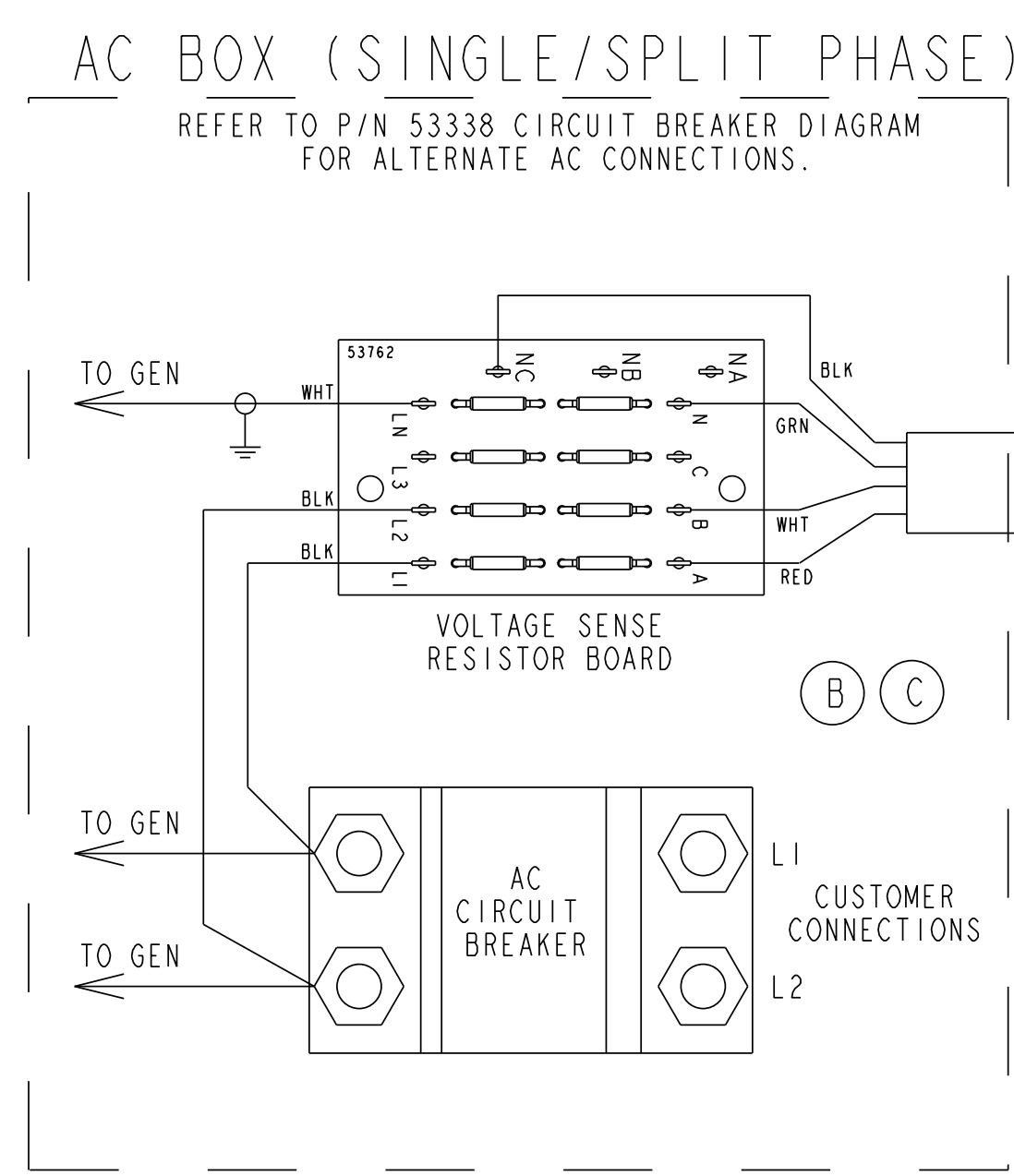
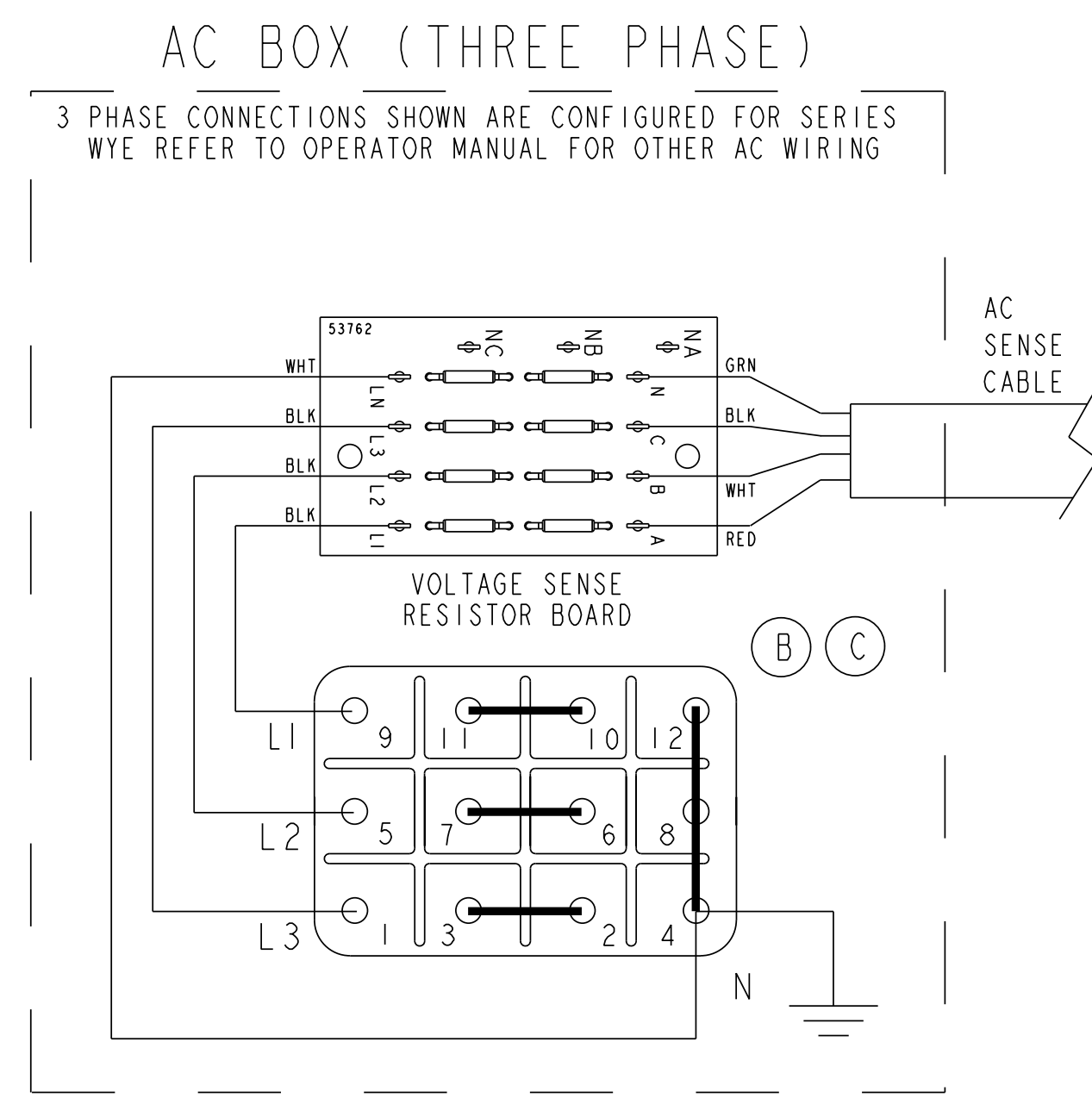


ECO NO.	DATE	REV.	REVISION RECORD	AUTH.	DR. BY
6443	1-17-2008	A	SHOW WESTERLINK TERMINAL BLOCK WIRING CONFIGURATION		GA
6629	8-25-2009	B	UPDATE VOLTAGE SENSE BOARD AND CLARIFY CIRCUIT BRK CONNECTION.		GA
6722	8-4-2010	C	UPDATED AND COMBINED 3P AND 1P. ADDED NETWORK NOTES AND INFO		GMA

NOTES:

- EXTERNAL ALARM SYSTEM CONNECTION IS NOT A POWER SOURCE. CIRCUIT LOGIC IS CLOSED TO RUN / OPEN TO STOP GENSET. FOR WESTERLINK: CONNECT 1AMP FUSE/BREAKER WIRE TO C2 (AS SHOWN - DC BREAKER DOES NOT CONTROL NETWORK POWER) FOR NMEA-2000: CONNECT 1AMP FUSE/BREAKER WIRE TO S2(DC BREAKER CONTROLS NETWORK POWER)
- ECU WILL NOT POWER UP UNLESS NETWORK POWER IS PRESENT ON ECU P2-13. POWER IS SUPPLIED VIA THE NETWORK CABLE TO THE ECU. POWERING DOWN THE NMEA-2000 NETWORK WHILE THE GENSET IS RUNNING WILL SHUT DOWN THE GENSET.
- IF THE NMEA-2000 NETWORK IS POWERED FROM A SOURCE EXTERNAL TO THE GENSET, THE INTERNAL NETWORK POWER SUPPLY CONNECTOR IN THE PANEL BOX MUST BE DISCONNECTED FROM THE 4-WAY TEE.
- FOR MULTIPLE GENSETS CONNECTED TO THE SAME NMEA-2000 NETWORK, IF ONE GENSET IS SUPPLYING POWER TO THE NETWORK, THE OTHER GENSET MUST HAVE ITS INTERNAL NETWORK POWER SUPPLY DISCONNECTED FROM THE 4-WAY TEE.
- WHENEVER NMEA-2000 NETWORK POWER IS CYCLED OFF AND BACK ON, THE GENSET MAY NEED TO BE STOPPED AND THE DC CIRCUIT BREAKER CYCLED TO RESTORE PROPER NETWORK COMMUNICATIONS.
- SEE NETWORK HARDWARE INSTALLATION GUIDE 53076 FOR MORE INFORMATION ABOUT NETWORKING.
- DIGITAL DISPLAY MUST BE RECONFIGURED WHEN CHANGING ANY OF THE FOLLOWING SETTINGS:
 - CHANGING AC WIRING BETWEEN 2-WIRE 1-PHASE AND 3-WIRE 1-PHASE
 - CHANGING AC WIRING BETWEEN 2-WIRE 1-PHASE AND 3-WIRE 1-PHASE
 - CHANGING BACKEND BETWEEN 1-PHASE AND 3-PHASE.



CONTROL PANEL BOX

TOLERANCES (UNLESS OTHERWISE NOTED)		WESTERBEKE CORPORATION TAUNTON, MA. 02780	
INCHES	MILLIMETERS	STYL	DGGENSET WIRE 5.5 EDC, 7.6-15.0 EDT
XX : .02	X : ± 1.0		24V D-NET (WESTERLINK & NMEA-2000)
XXX : .005	X : ± .13		
CAS : .03	XX : ± .13		
ANGLES			
FINISH			
DIMENSIONS	APPROVED BY	DATE	MATERIAL
INCHES	GA	7/2Jun/07	
MILLIMETERS	SCALE NONE	SIZE	DRAWING NUMBER
(WHEN APPLICABLE)	SHT. 1 OF 1	E	53477