









**WEBSITE TRICKS, TIPS & SHORTCUTS**  
for  
[www.westerbeke.com](http://www.westerbeke.com)


**THANK YOU FOR USING WESTERBEKE PRODUCTS!**

Here is some helpful information to make your web surfing experience on westerbeke.com fast and efficient.

-  The search box is your friend! You can search by part number and/or product description to quickly find what you need. The search box can be found at the top left of any page.
-  Looking for a manual, wiring diagram, service or parts bulletin, or sales literature? Click on the [Document Library](#) button found on the left side of any page and select what you're looking for from the list.
-  Need to locate a Westerbeke Distributor or Dealer for your area? Click [Locate Distributor](#) found at the top of any page underneath the moving pictures.
-  Did you recently purchase a Westerbeke, Universal or Rotary Aire unit? You can register for warranty by clicking [Register Product](#) at the top of any page underneath the moving pictures. Fill out the form and submit.
-  Are you located in the Midwest United States? Westerbeke supports this area through a network of factory direct dealers. There's a link to [Factory Direct Dealers](#) on the [Locate Distributor page](#).
-  Did you know that westerbeke.com contains comprehensive information on older products that are out of production? To find your engine or genset, click on the appropriate Class of Products button found on the [Home Page](#) or [Products Page](#). Then click the yellow button that looks like this

[Click here for parts or information on an older model.](#)

or you can simply scroll

- down until you find your model.
-  You can download any of the PDF documents on our website – Operator's Manuals, Parts Books, Technical Manuals, Sales Literature, and so on - all for free! **Now here's a really cool tip:** After you download the PDF document and open it, hold down the control key on your keyboard (Ctrl). While holding down the Ctrl key, press the "F" key. A small dialogue box will appear. Type in a key word or words to search such as "filter" and you will be guided through the entire document looking for the key word(s) you entered. This works because all of our online PDF documents are searchable.

Did you discover something useful or handy on our website that would be of interest? Or did you come across an error? If so, please e-mail us at [internet@westerbeke.com](mailto:internet@westerbeke.com) with your feedback. We appreciate your comments!