

# WESTERBEKE 4.0 KW MARINE GASOLINE GENERATOR

## A new, quiet, smooth running marine power-plant from Westerbeke


A small, reliable smooth running Generator Set for all your shipboard needs; electrical power at the turn of a switch for: Air Conditioning, Electric Cooking, Microwave Oven, Refrigeration, Cabin Appliances, Power Tools, and Navigation/Communication Equipment. Like all Westerbeke Generator Sets, it is fresh water cooled with an Engine mounted Heat Exchanger. The Engine and Generator are connected through special Drive Discs into a compact carefully aligned Generator Set. The complete unit is mounted on lightweight rails through soft flexible Isolator

Mounts that prevent the transfer of vibration. A lightweight removable Drip Tray is fitted under the unit between the mounting rails. The generator components meet the safety regulations of U.S. Coast Guard 33 CFR-183.

The Westerbeke 4.0 is lightweight, safe, dependable, durable, and economical to operate. Designed to operate at a quiet 1800 RPM, the Westerbeke 4.0 offers 2 cylinder, 4 cycle smoothness to provide electrical conveniences usually found only on larger boats.

# WESTERBEKE 4.0 KW GASOLINE MARINE ENGINE GENERATOR SET

- SMOOTH AND QUIET TWO CYLINDER PERFORMANCE
- ENCLOSED FRESH WATER COOLING
- AUTOMATIC SAFETY SHUT-DOWNS
- SIMPLE ENGINE AND GENERATOR CONTROLS FOR RELIABILITY



### STANDARD EQUIPMENT


- Electric fuel lift pump
- Overspeed shutdown
- High water temperature shutdown
- Low oil pressure shutdown
- Lightweight mounting rails
- Vibration isolator mounts
- High exhaust temperature shutdown
- Belt guard
- Hoof speed governor
- Down draft carburetor
- Flame arrestor (USCG approved)
- Water injected elbow
- Coolant recovery tank
- Lube oil drain hose
- Operator's manual
- Removable drip tray

### OPTIONAL EQUIPMENT

- Remote control panel
- Ship/shore transfer switch
- Technical manual
- Hydro-Hush exhaust silencer
- Remote engine instruments
- Spare parts kit



Remote Control Panel and Remote Instrument Panels are available as optional equipment.



The 4.0 KW features very compact dimensions and simplicity of design.



**GASOLINE GENERATORS: 4.0kw • 6.5kw • 8kw • 11kw**

**Fresh Water Cooled Diesel and Gasoline Generators from Westerbeke**

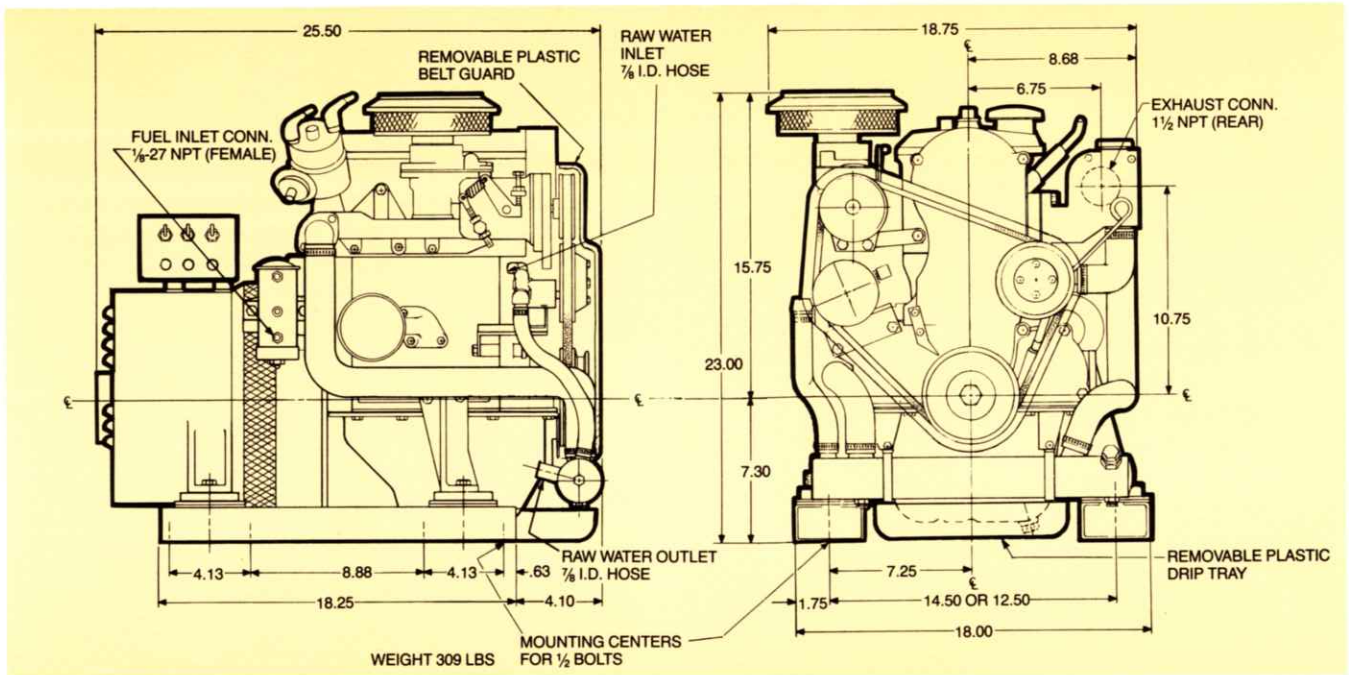
# WESTERBEKE 4.0 KW MARINE GASOLINE GENERATOR

**DESIGN:** Brushless, four pole, revolving field, self regulating, pre-lubricated single bearing design.  
**VOLTAGE REGULATION:** Standard  $\pm 5\%$  no load to full load.  
**FREQUENCY REGULATION:** 3 Hertz (5%) no load to full load. (Generator is capable of operation at either 50 or 60 Hertz by simple adjustments.)

**INSULATION:** Class "F" as defined by NEMA MG1-1.65.  
**TEMPERATURE RISE:** Within NEMA MG1-22.40 definition when operating at full load.  
**COOLING:** Cast centrifugal blower, direct connected.  
**RADIO INTERFERENCE LEVEL:** Capacitors minimize interference within the limits of most marine applications.

ELECTRICAL CHARACTERISTICS						RATINGS		DERATINGS	ENGINE	
Model	Volts	Amps	Hertz	Phase	Wire	Power Factor	KW		RPM	Start
4.0-614*	120/240	54/27	60	1	4	1.0	4.0	3.5% each 1000 feet above sea level.	1800	Remote
3.0-514*	220	14	50	1	4	1.0	3.0	1% for each 10° Fahrenheit above 85° Fahrenheit ambient. 10% for continuous duty.	1500	Remote

\*Reconnectable to 120 Volts @ twice the amperage.



## A MODERN GASOLINE ENGINE

Power for the Westerbeke 4 KW Generator Set is provided by a modern two cylinder overhead cam gasoline engine that features high output, ultra low fuel consumption, and two balance shafts to virtually eliminate vibration and reduce sound levels.

Engine type . . . . . 2 cylinder, 4 cycle  
 Displacement . . . . . 33.4 cu. in.  
 Compression ratio . . . . . 9:2  
 Fuel . . . . . Gasoline  
 Block . . . . . Cast iron  
 Head . . . . . Aluminum  
 Valve system . . . . . Single overhead cam belt driven  
 Main bearings . . . . . Three  
 Carburetor . . . . . Down draft type with U.S.C.G. approved flame arrestor  
 Governor . . . . . Hoof, flyball type, 5% speed regulation

Weight . . . . . 309 lbs.  
 Starting motor . . . . . 12 volt negative ground  
 Battery charging . . . . . 10 amps  
 Cooling system . . . . . Fresh water through heat exchanger  
 Full load fuel consumption . . . . . Approx. 0.8 G.P.H.

Call your Westerbeke representative

or contact the



**WESTERBEKE 4.0 KW**