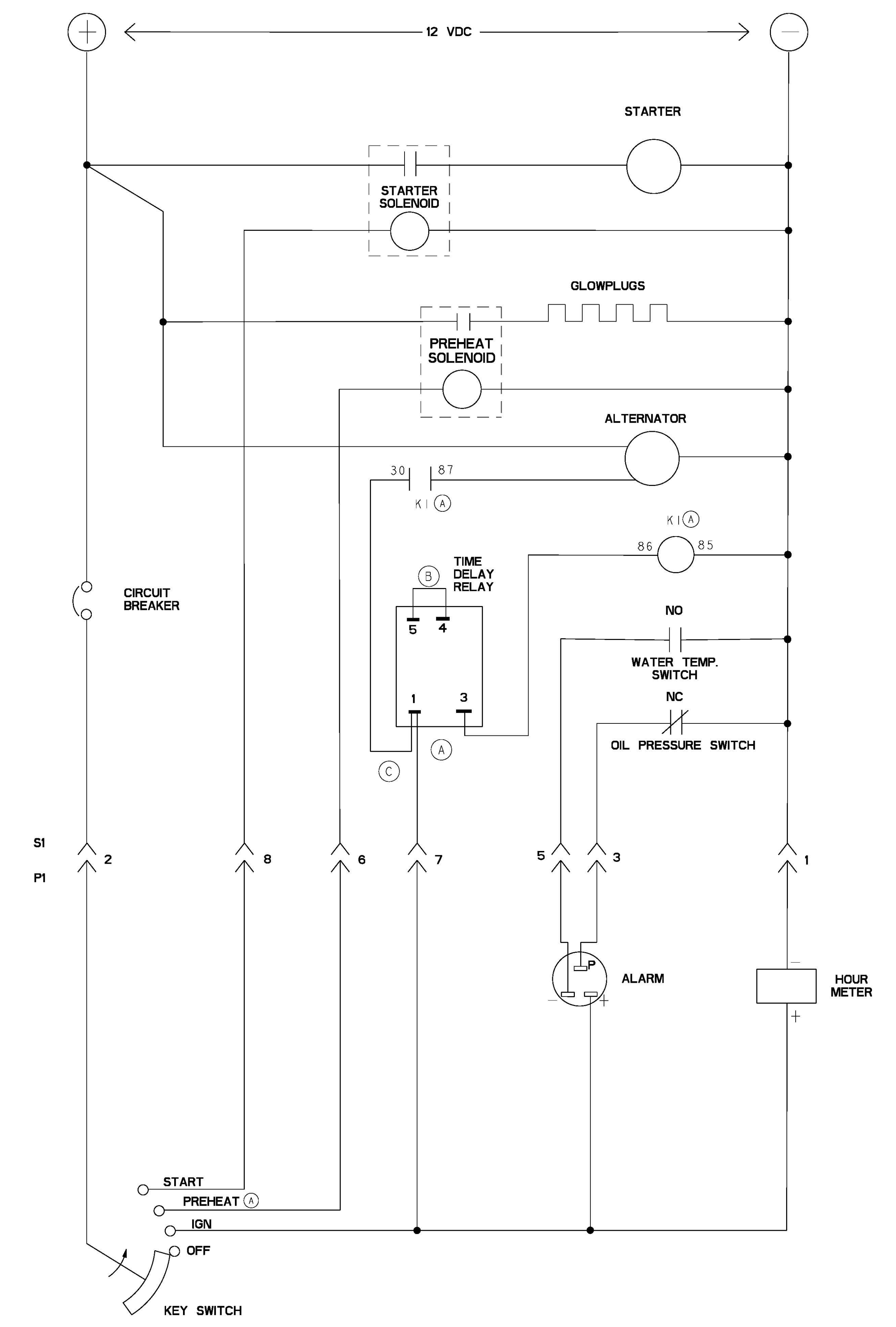
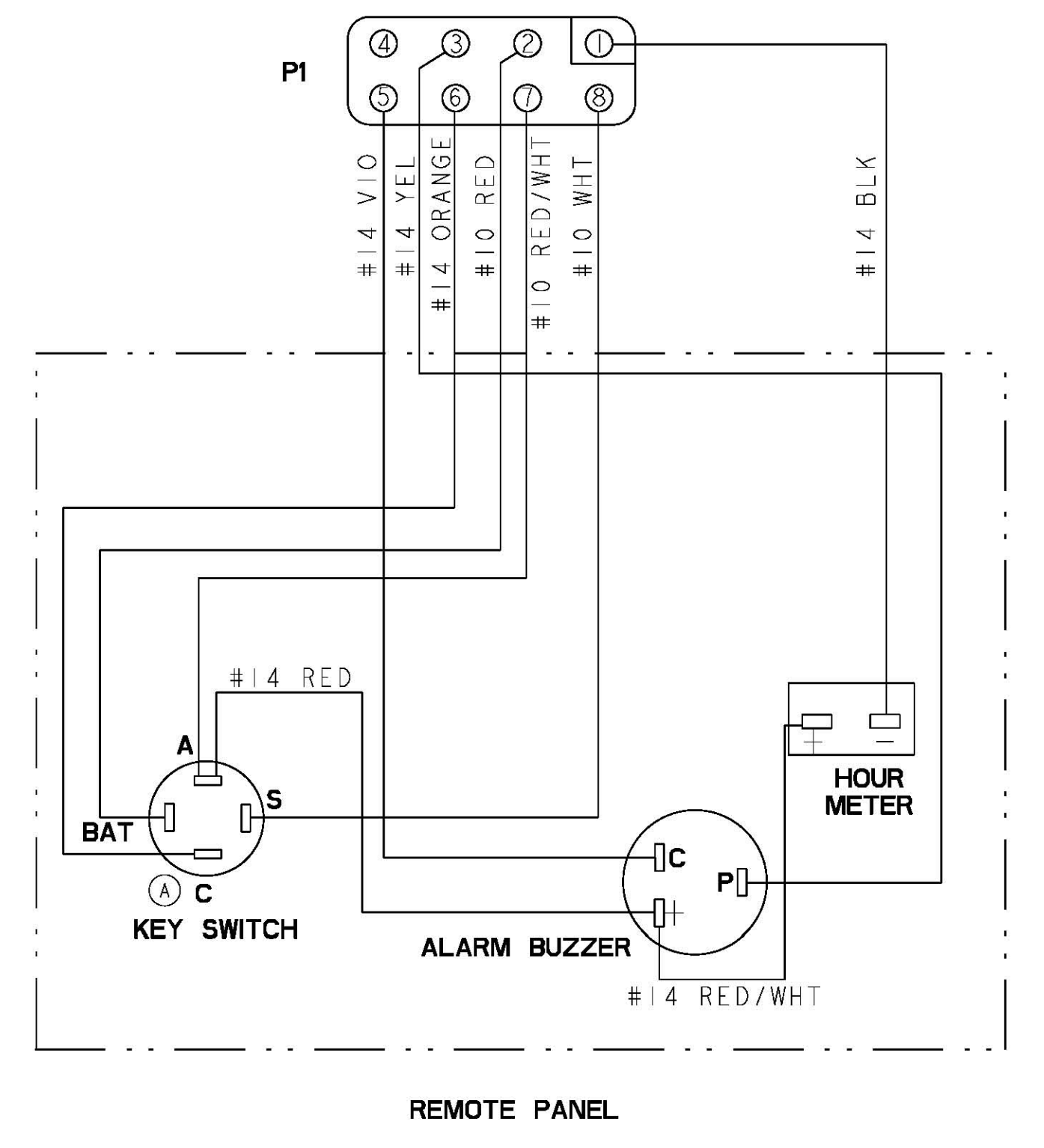
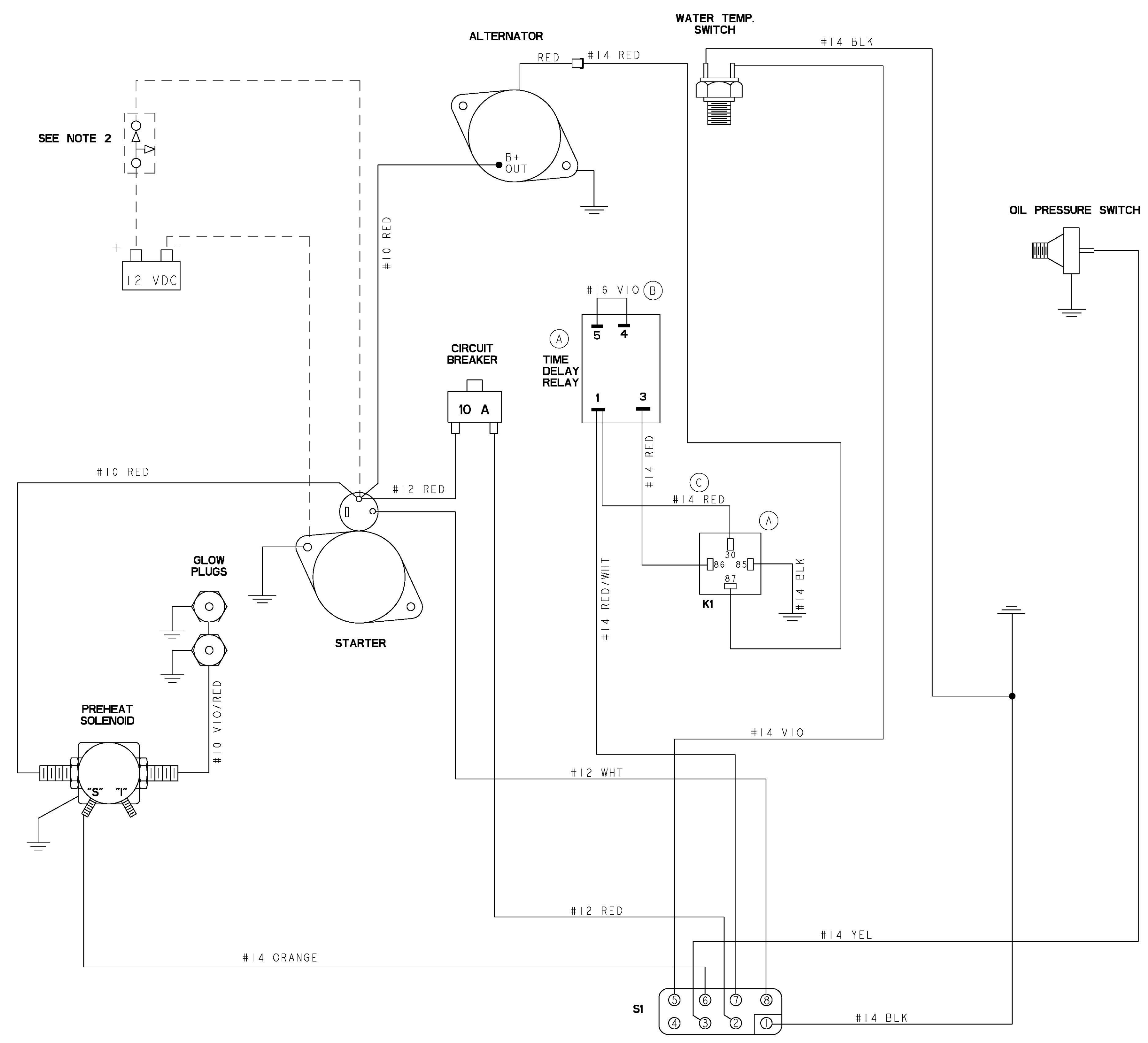


ECO NO.	DATE	REV.	REVISION RECORD	AUTH.	DR. BY
4751	01/10	A	REMOVED PREHEAT SWITCH, PREHEAT IS NOW PART OF IGNITION. ADDED TIME DELAY RELAY CIRCUIT.		JH
4794	1/14	B	#16 VIO WIRE WAS 365K Ω RESISTOR. ADDED NOTES.		TSM
5278	5/2	C	MOVED #14 RED FROM STARTER TO TD1		TSM



- NOTES:
- THIS PRODUCT IS PROTECTED BY A MANUAL RESET CIRCUIT BREAKER LOCATED NEAR THE STARTER. EXCESSIVE CURRENT WILL CAUSE THE BREAKER TO TRIP AND THE ENGINE WILL SHUT DOWN. THE BUILDER/OWNER MUST BE SURE THAT THE INSTRUMENT PANEL, WIRING, AND ENGINE ARE INSTALLED TO PREVENT CONTACT BETWEEN ELECTRICAL DEVICES AND SEAWATER.
 - AN ON-OFF SWITCH SHOULD BE INSTALLED BETWEEN THE BATTERY AND STARTER TO DISCONNECT THE BATTERY IN AN EMERGENCY AND WHEN LEAVING THE BOAT. A SWITCH WITH A CONTINUOUS RATING OF 175 AMPS. AT 12 VDC WILL SERVE THIS FUNCTION. THIS SWITCH SHOULD NOT BE USED TO MAKE OR BREAK THE CIRCUIT.
 - THE 7A-1 MODEL IS EQUIPPED WITH A TIME DELAY RELAY THAT PREVENTS THE EXCITATION OF THE ALTERNATOR DURING PREHEAT AND CRANKING. THE ALTERNATOR EXCITATION WILL OCCUR APPROX. 3MINS AFTER THE IGNITION KEY HAS BEEN TURNED ON.
 - THE 7A-1 IS EQUIPPED WITH AN AIR PREHEATER FOR COLD STARTS. TURN IGNITION KEY TO THE ON POSITION AND PUSH KEY IN AND HOLD FOR PREHEAT.

TOLERANCES (UNLESS OTHERWISE NOTED)		WESTERBEKE CORPORATION AVON MA. 02322	
INCHES	MILLIMETERS	TITLE	
.XX ± .02	.X ± .1	WIRING DIAGRAM/SCHEMATIC	
.XXX ± .005	.XX ± .05	7A-1, PROPULSION ENGINE	
ANGLES	°	DRAWN BY	DATE
FINISH		CHK'D BY	S/DEC/00
DIMENSIONS		APPROVED BY	DATE
INCHES	MILLIMETERS	SCALE	NONE
(WHEN APPLICABLE)		SHEET	1 OF 1
		SCALE	NONE
		DRAWING NUMBER	45593
		REV.	C